



Flash Storage in Datacenters

Report No. FI-FDC-SSD-0115



© 2015 Forward Insights. All Rights Reserved. Reproduction and distribution of this publication in any form in whole or in part without prior written permission is prohibited. The information contained herein has been obtained from sources believed to be reliable. Forward Insights does not guarantee the accuracy, validity, completeness or adequacy of such information. Forward Insights will not be liable for any damages or injuries arising from the use of such information including, without limitation, errors, omissions or inadequacies in the information contained herein or for the interpretation thereof. The opinions expressed herein are subject to change without notice.

Contents

CONTENTS III

LIST OF FIGURES VI

LIST OF TABLESVII

EXECUTIVE SUMMARY 8

THE DATACENTER 9

 Trends 9

 Custom Hardware 10

 Software Defined Storage (SDS) 12

 SSDs and SDS 13

 Software Defined Networking (SDN)..... 14

 SSDs and SDN..... 15

 Supply chain 15

 Initiatives 16

 Open Compute 16

 OpenStack 18

 Project Scorpio 20

 Open Datacenter Alliance (ODCA)..... 21

 Datacenter Operating Metrics 21

 Power efficiency 21

 PUE/DCIE..... 22

 Implications for Storage and SSDs 23

 Datacenter Costs 23

 Footprint 24

DATACENTER MARKET 26

 Datacenter Outlook..... 26

 Servers..... 29

 Storage 32

 DRAM 34

 Major Datacenters 36

 Alibaba 36

 Amazon 36

 Apple 37

 Baidu..... 38

Digital Realty	38
Equinix	39
eBay	39
DuPont Fabros (DPT)	40
Facebook	40
Google.....	41
Microsoft.....	42
Netflix.....	42
Rackspace	42
Savvis (CenturyLink)	43
Sohu.com.....	43
Telecity.....	44
Tencent.....	44
Terremark	45
Vkontakte and Mail.ru	45
Yahoo!.....	46
Zynga.....	46
FLASH IN THE DATACENTER	47
Applications	47
SSDs in the Datacenter	50
Public Cloud.....	61
Applications	64
Video Streaming/Video-on-Demand	66
Gaming.....	67
Social Media	67
Search.....	68
eCommerce	68
Cloud Services.....	69
Others	69
Workload.....	70
Private Cloud	73
Virtualization.....	78

Analytics.....	78
Web & E-mail Servers	79
App & File Servers.....	79
OLTP.....	79
Database	80
Data Recovery	81
Other	81
Workload.....	81
Enterprise Flash Demand by Customer.....	84
APPENDIX	86
OEM/ODM/EMS.....	86
Compal.....	86
Foxconn/Hon Hai Precision	87
Inventec	87
Quanta	88
Wiwynn.....	89
REFERENCES	XC
ABOUT THE AUTHORS	XCII
ABOUT FORWARD INSIGHTS	XCIII
Services	xciii
Contact	xciii

List of Figures

Figure 1. Datacenter Forecast27

Figure 2. Datacenter Square Footage Forecast28

Figure 3. Server Forecast30

Figure 4. Servers to Datacenter and Traditional Servers31

Figure 5. Installed Base of Servers by Datacenter31

Figure 6. Installed Base of Servers for Select Hyperscale Datacenters32

Figure 7. Enterprise HDD Forecast.....33

Figure 8. Installed Base for Enterprise HDDs33

Figure 9. Server DRAM Petabyte Forecast34

Figure 10. Installed Base and Shipments of Server DRAM35

Figure 11. Server DRAM Average Capacity35

Figure 12. Tiered Storage48

Figure 13. SSD Unit Forecast51

Figure 14. SSD Petabyte Forecast.....52

Figure 15. SSD Revenue Forecast52

Figure 16. SSD Average Capacity53

Figure 17. SSD \$ / GB54

Figure 18. \$ / GB Trend.....55

Figure 19. SSD Revenues by Datacenter56

Figure 20. SSD Revenues by Storage/Server.....57

Figure 21. Total SSD Revenues by Region58

Figure 22. Total SSDs by DWPD59

Figure 23. SATA SSDs by DWPD60

Figure 24. SAS SSDs by DWPD60

Figure 25. PCIe SSDs by DWPD.....61

Figure 26. Public Cloud SSD Revenues by Datacenter62

Figure 27. Public Cloud Revenues by Storage/Server63

Figure 28. Public Cloud SSD Revenues by Region.....64

Figure 29. Public Cloud SSD Revenues by Application.....65

Figure 30. Public Cloud SSD Petabytes by Application.....66

Figure 31. Public Cloud Workload70

Figure 32. Public Cloud SSDs by DWPD.....72

Figure 33. Public Cloud SSD Units by Capacity72

Figure 34. Public Cloud SSD Petabytes by Interface73

Figure 35. Private Cloud SSD Revenues by Datacenter74

Figure 36. Private Cloud SSD Revenues by Storage/Server.....75

Figure 37. Private Cloud SSD Revenues by Region.....76

Figure 38. Private Cloud SSD Revenues by Application77

Figure 39. Private Cloud SSD Petabytes by Application.....77

Figure 40. Private Cloud Workload82

Figure 41. Private Cloud SSD Petabytes by Interface83

Figure 42. Private Cloud SSDs by DWPD83

Figure 43. Private Cloud Petabytes by Interface.....84

Figure 44. Enterprise Flash Demand by Customer85

List of Tables

Table 1. Average Square Footage by Datacenter.....	26
Table 2. Number of Datacenters	27
Table 3. Datacenter Footprint	28
Table 4. Datacenter Capex of Select Datacenter Companies.....	29
Table 5. \$ / GB Trend	54
Table 6. SSD Revenues by Datacenter	56

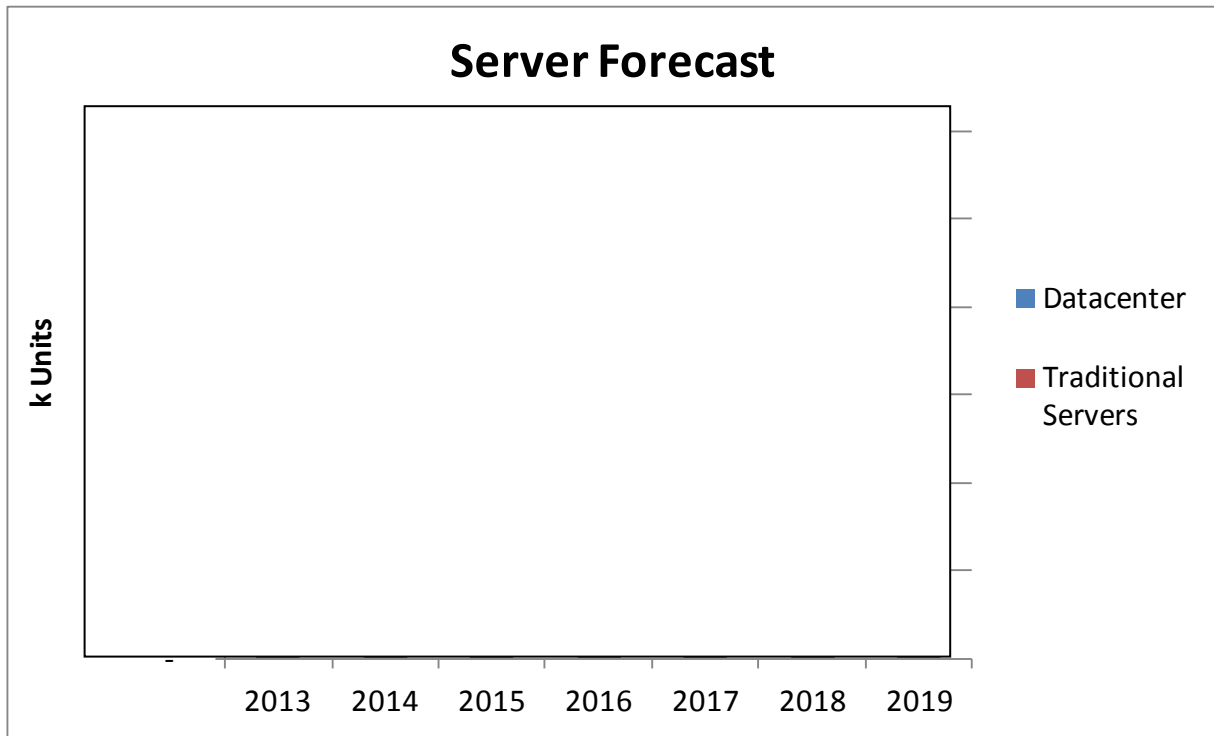


Figure 4. Servers to Datacenter and Traditional Servers

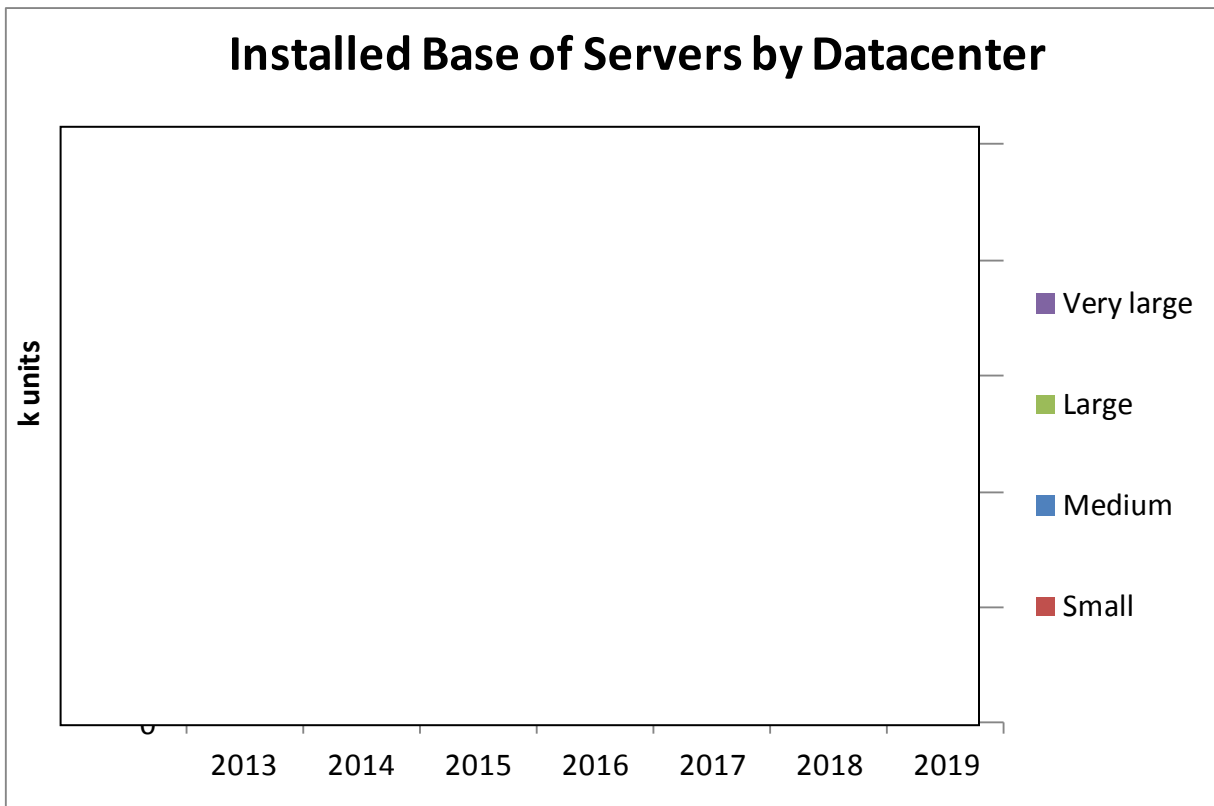


Figure 5. Installed Base of Servers by Datacenter

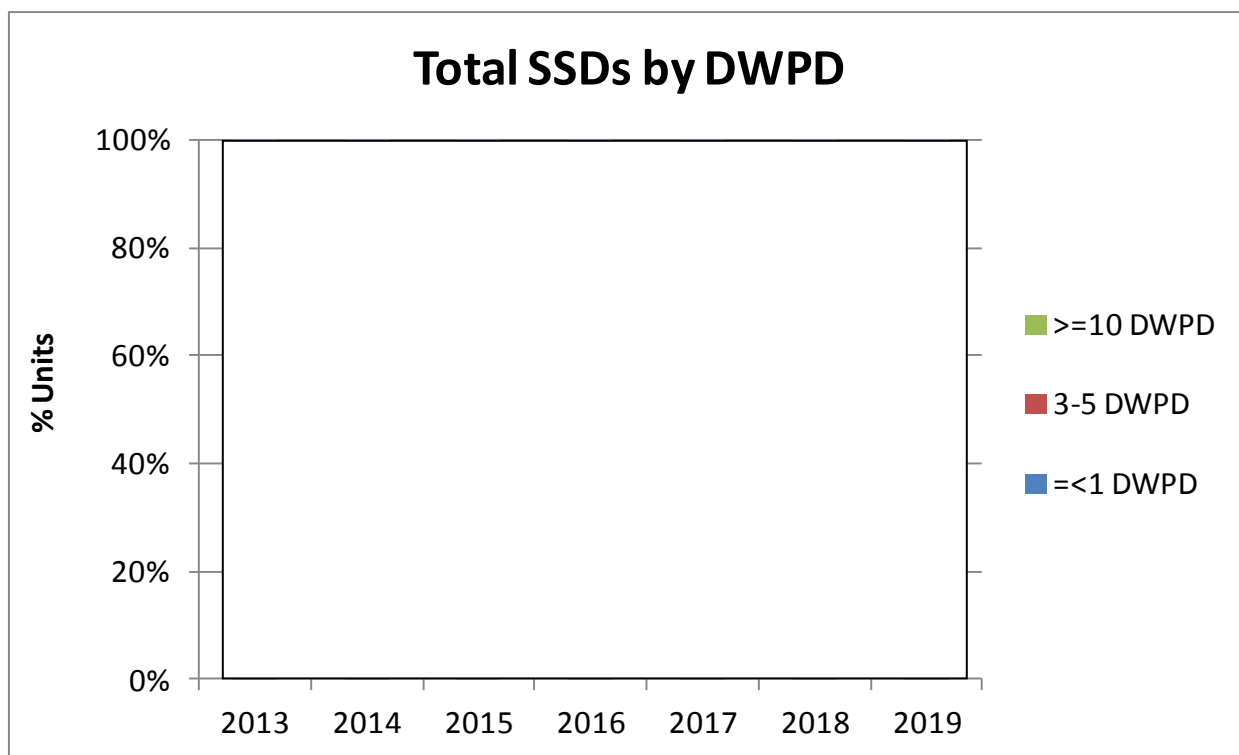
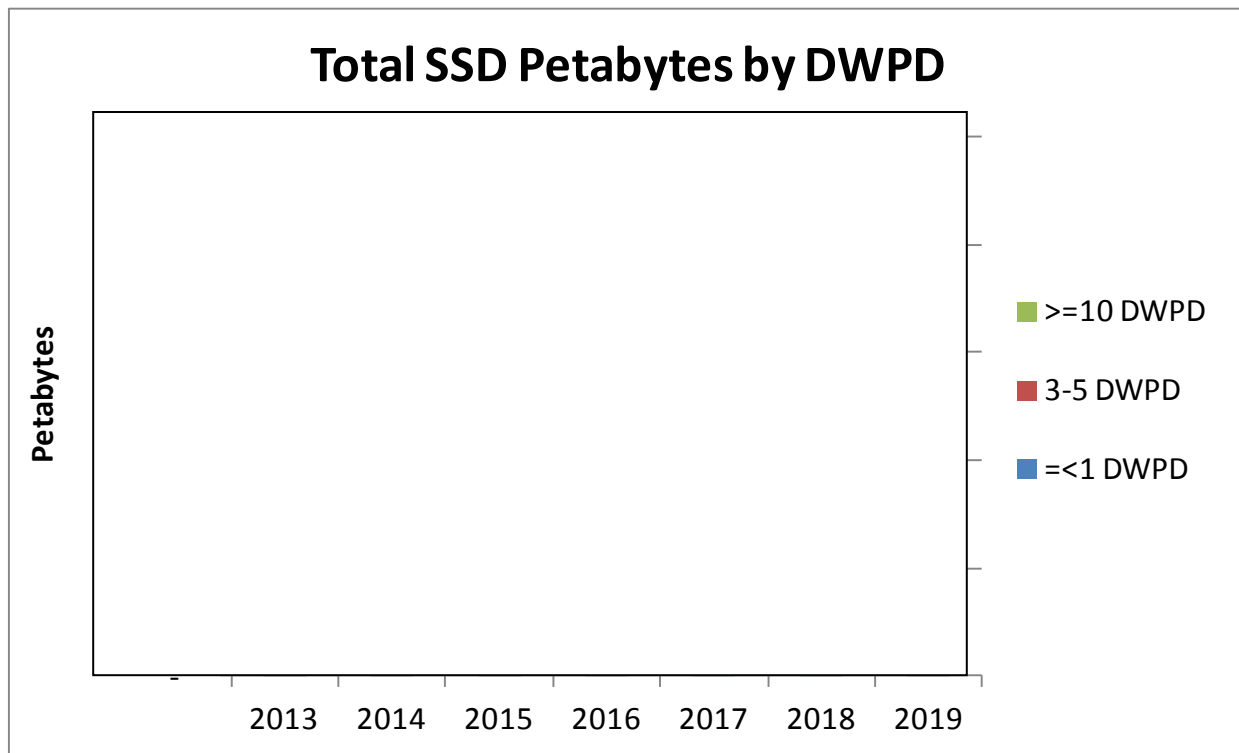


Figure 22. Total SSDs by DWPD

xxxxxxxxxxx is currently the largest demand driver for SSDs, however it should be noted that xxxxx
 xxxxxxxxxxxx represents xxxxxxxxxxxxxxxxxxxx and the actual usage xxxxxxxxxxxxxxxxxxxx
 xxxxxxxxxxxxxxxxxxxxxxxxxxx.

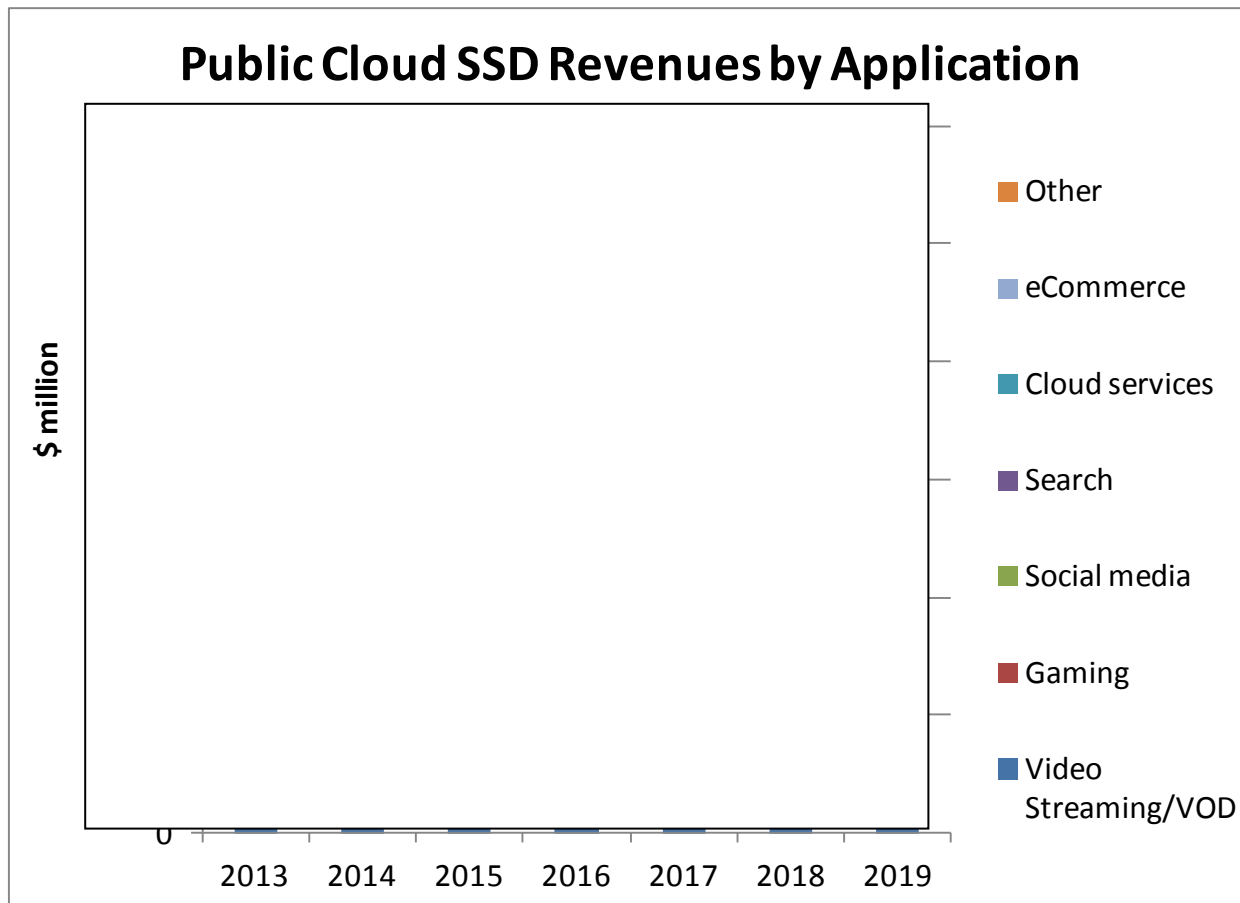


Figure 29. Public Cloud SSD Revenues by Application

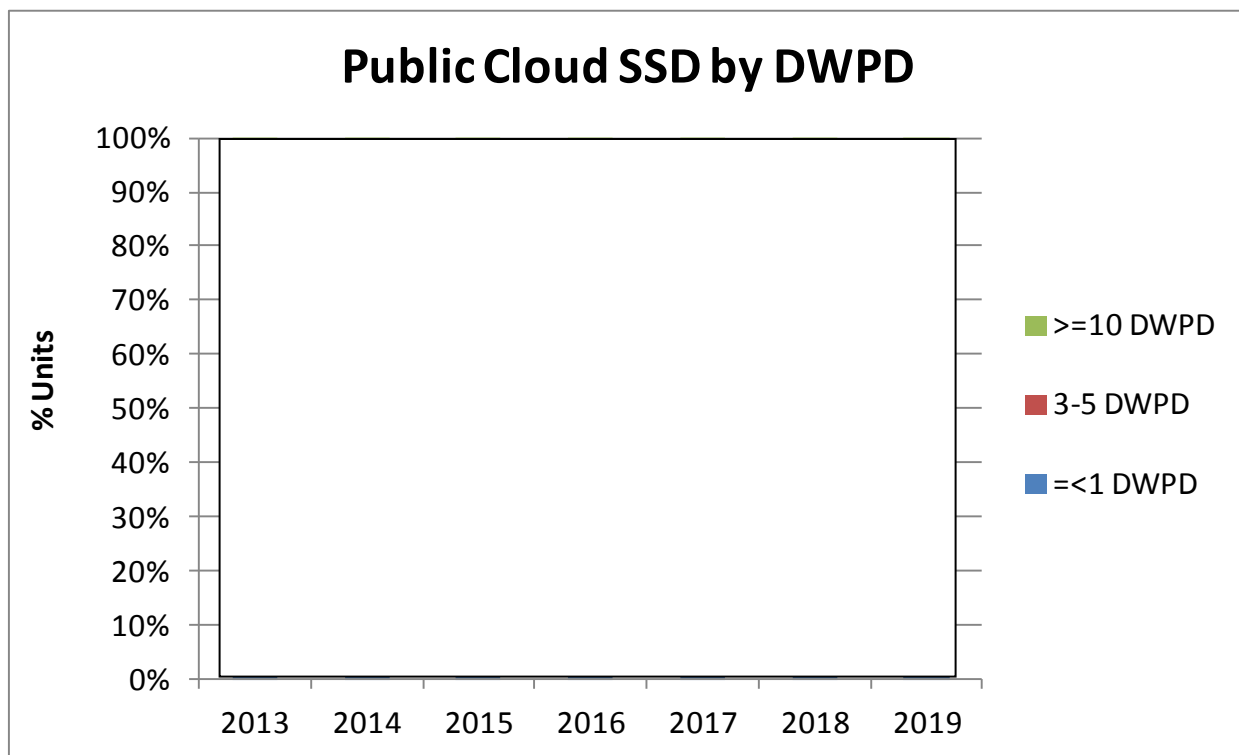


Figure 32. Public Cloud SSDs by DWPD

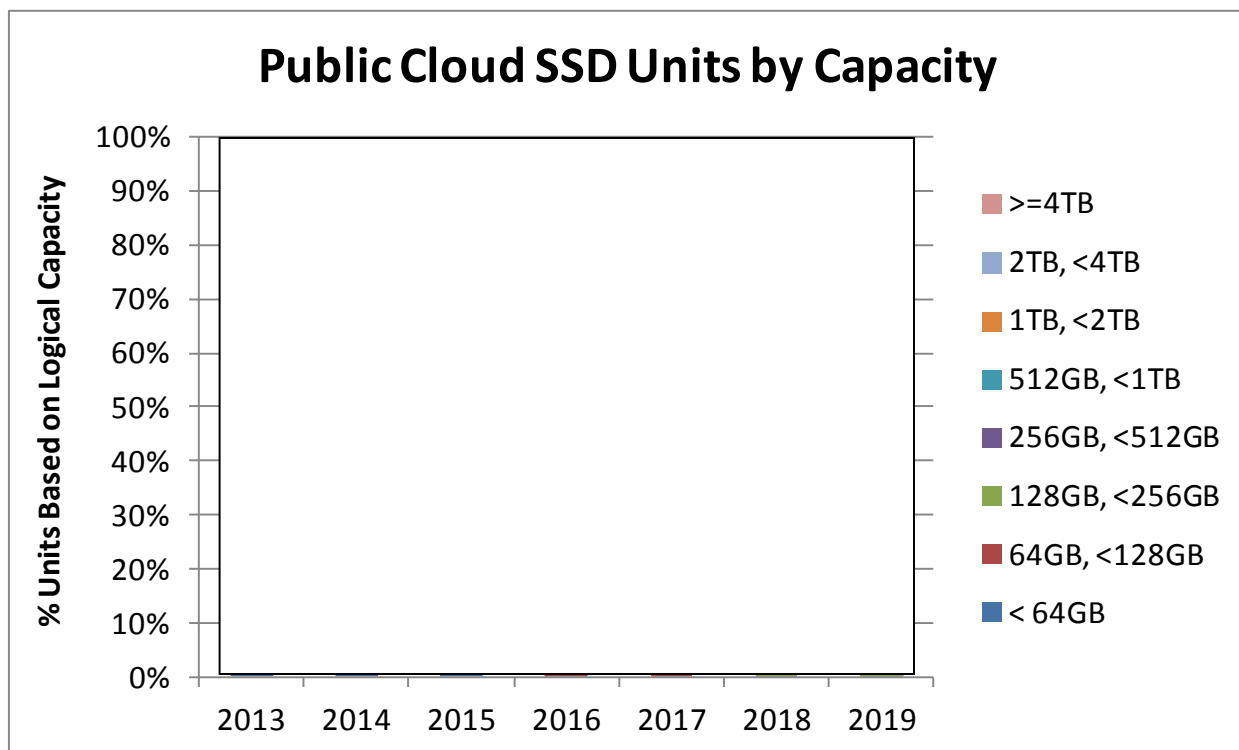


Figure 33. Public Cloud SSD Units by Capacity

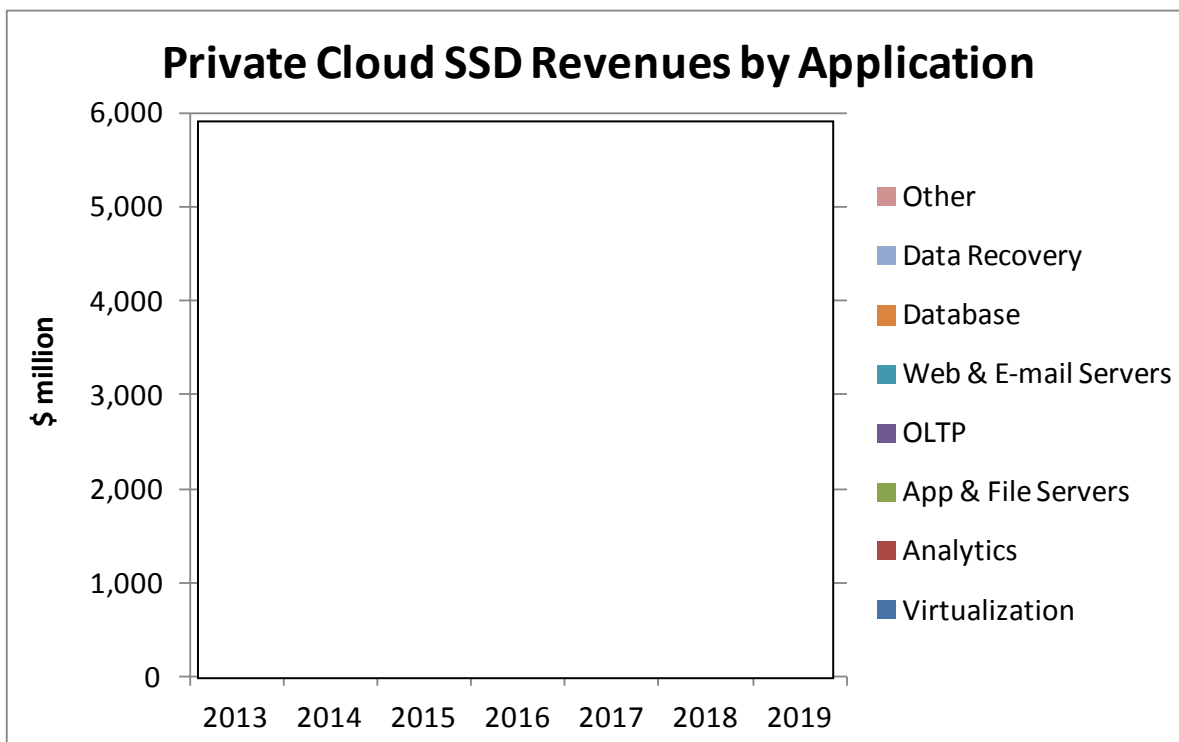


Figure 38. Private Cloud SSD Revenues by Application




Figure 39. Private Cloud SSD Petabytes by Application

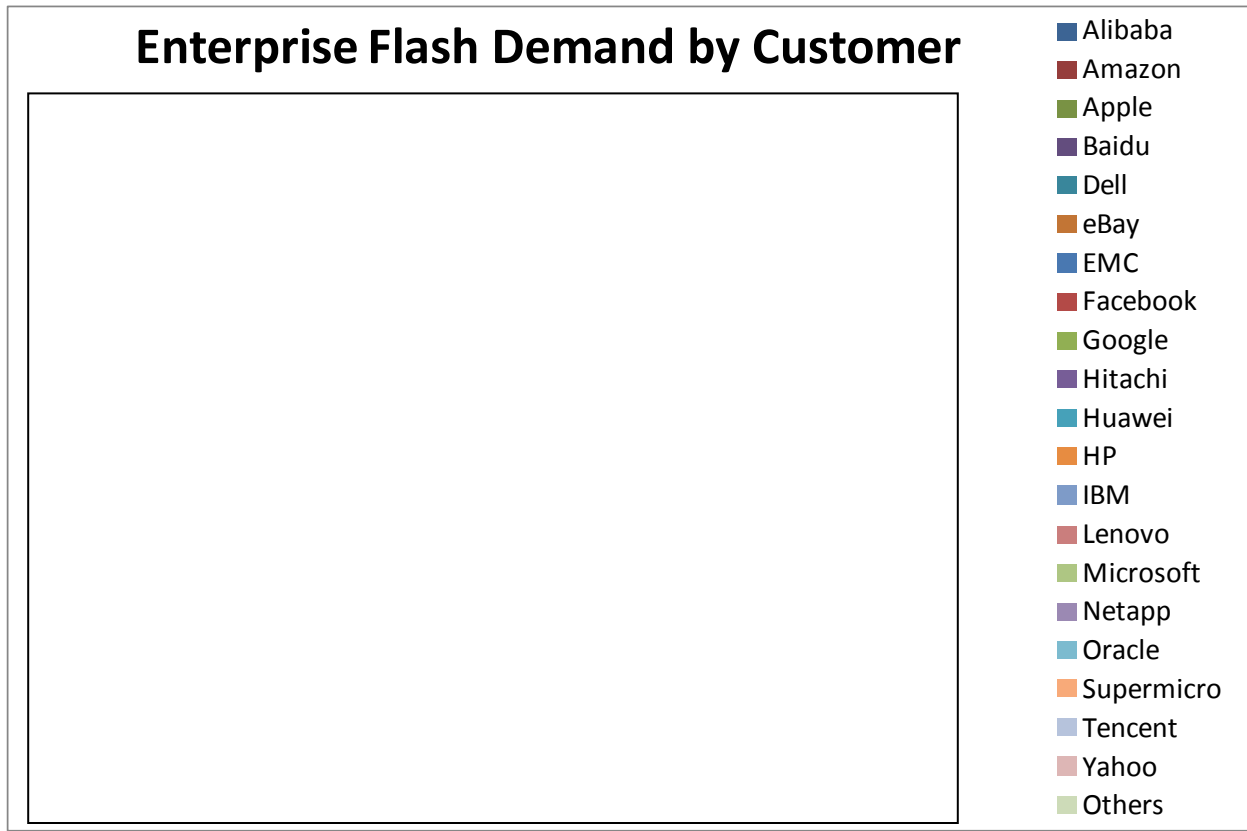


Figure 44. Enterprise Flash Demand by Customer

About the Authors

Kaustubha Parkhi is an experienced technology market research analyst with cross domain expertise, including the semiconductor industry. He has 15 years of work experience in the areas of pre-sales, product management, network operations, technology documentation and business development. He has authored close to thirty market research reports and worked on custom-consulting assignments on a wide range of technology-related subjects based on his critical analysis of the underlying technology and its business impact.

Kaustubha holds a Bachelor of Engineering degree in Electronics and Telecommunications and a Master of Management Studies degree in Systems. He is the owner of Techgradient, a company focused on providing customized pre-sales solutions. He is based in Bangalore, India.

Ray Sun is an IT analyst and consultant to private investment firms with 20 years of experience in the high-technology industry, specifically in the areas of IT, semiconductor and communications. He has analyzed the markets and applications and developed strategies for semiconductors, servers, storage, networking, security, software tools and virtualization.

Ray has held a variety of senior positions in technology, business, marketing and engineering with Siemens, Infineon Technologies and ProMOS Technologies where he was responsible for the IT hardware and software infrastructure linking a joint venture facility with the Infineon fab cluster. His other endeavours have included the analysis, design, development, testing, maintenance and deployment of various IT applications including eCommerce, VOIP, and Digital TV, on Windows/Linux server platforms and integrating related RAID, NAS, database for the datacenters at Lucent, AT&T, CHT, ZTE and ODMs.

Ray received his doctoral degree in Chemical Engineering from the University of Maryland-College Park.

Gregory Wong is the Founder and Principal Analyst of Forward Insights. Greg has in-depth knowledge of the cost, performance and markets and applications of multi-bit per cell NOR, NROM and NAND flash memories, emerging memories and solid state drives. Greg previously held a number of management positions in strategic planning, business development and engineering at Hitachi, Siemens, ProMOS and Qimonda/Infineon. At Infineon/Qimonda, Greg was responsible for driving manufacturing efficiencies and investment planning for a DRAM fab in Taiwan. Subsequently, he became responsible for competitive intelligence and reverse engineering for flash memories focusing on flash memory vendors' strategies, process technologies, design architectures, product performance, manufacturing capabilities and costs.

Greg has authored/co-authored numerous market and technology reports on NAND flash memories, 3D NAND, phase change memory (PCM), MRAM, emerging memory technologies and solid state storage. He was also a contributor to [Inside NAND Flash Memories](#) and [Inside Solid State Drives](#).

Greg earned his B.A.Sc. degree in Electrical Engineering from the University of Toronto, and his M.B.A. degree from the Richard Ivey School of Business in London, Ontario.

About Forward Insights

Forward Insights provides independent, insightful market research, consulting and information services focusing on semiconductor memories and solid state storage. The company offers unparalleled depth and understanding of the strategic, market and technical complexities of the semiconductor memory landscape.

Services

Forward Insights offers a unique and comprehensive strategic, financial, market and technical perspective on the semiconductor memory industry. The professional services offered include:

- Strategy Consulting
- Financial & Cost Analysis
- Market Forecasts
- Technology Analysis
- Competitive Analysis
- Surveys
- Training
- Custom projects


Contact

12 Appian Dr.
North York, Ontario
Canada M2J 2P6
Tel.: +1-408-565-8207
E-mail: greg@forward-insights.com



Forward Thinking.

www.forward-insights.com



**Market and Technical
Intelligence for
Semiconductor Memories,
Emerging Memory
Technologies and Solid
State Storage**



www.forward-insights.com